Northcott School

Northcott School Data Update 2020

September 2020

Believe. Belong. Blossom.

Northcott School

Headline Figures

- Largest percentage of children achieving above their target by Feb in measure and writing
- Target area for the whole school from Feb analysis is S&L
- Highest achieving year group in S&L is Year 8
- Highest achieving year group in reading is Year 8
- Highest achieving year group in writing is Year 11
- Highest achieving year group in Maths Measure is Year 8
- Highest achieving year group in Maths Number is Year 8 and 11
- Highest achieving class in S&L is Provision 2
- Highest achieving class in reading is Provision 2 and Provision 1
- Highest achieving class in writing is Provision 2
- Highest achieving class in maths number is Primary 2 and Primary 1
- Highest achieving class in maths measure is 10 B and Provision 1

English speaking and listening		English Reading		English Writing	
Sustained progress %	Substantial progress %	Sustained progress%	Substantial progress %	Sustained progress%	Substantial progress %
79	12	77	20	76	20

Maths Number		Maths Measurement	
Sustained progress%	Substantial progress %	Sustained progress%	Substantial progress %
82	17	78	20

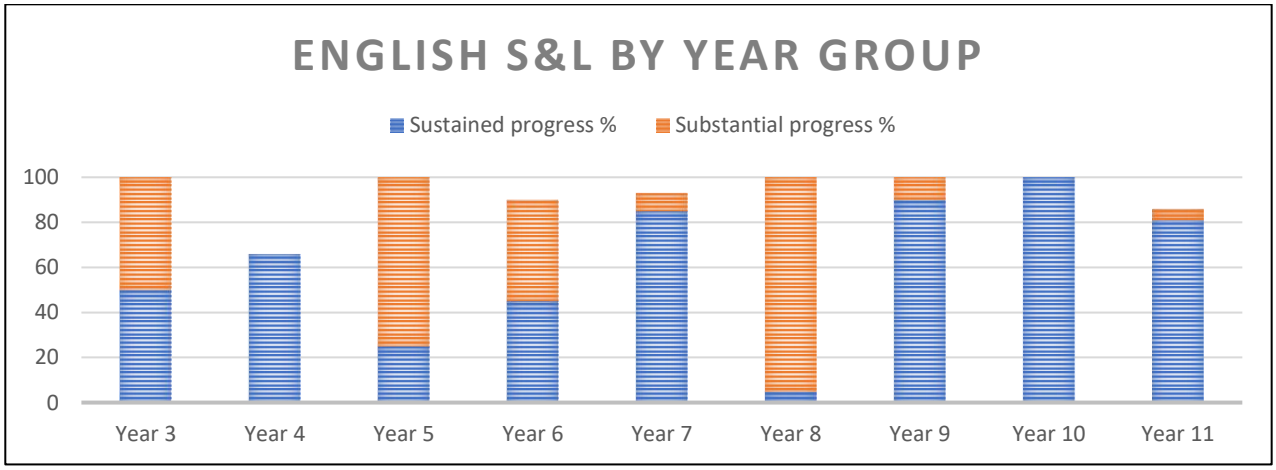

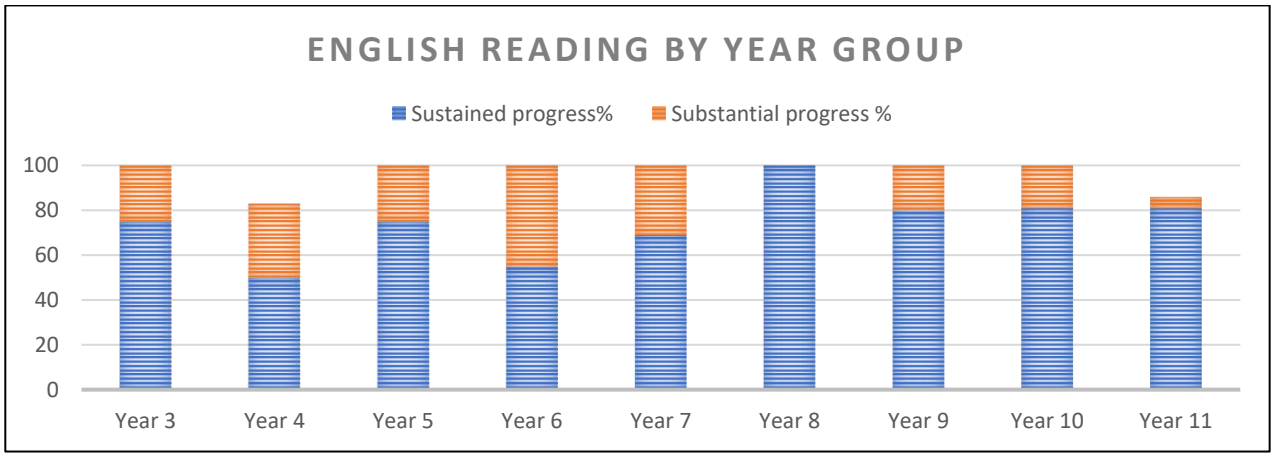

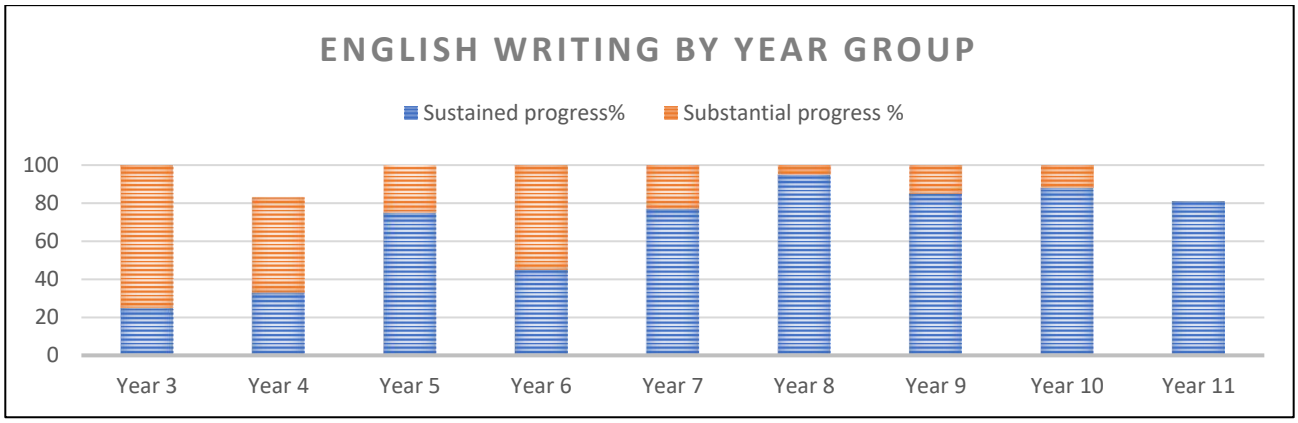
ENGLISH WRITING BY YEAR GROUP
Sustained progress%
Substantial progress %
100
80
60
40
20
0
Year 3
Year 4
Year 5
Year 6
Year 7
Year 8
Year 9
Year 10
Year 11

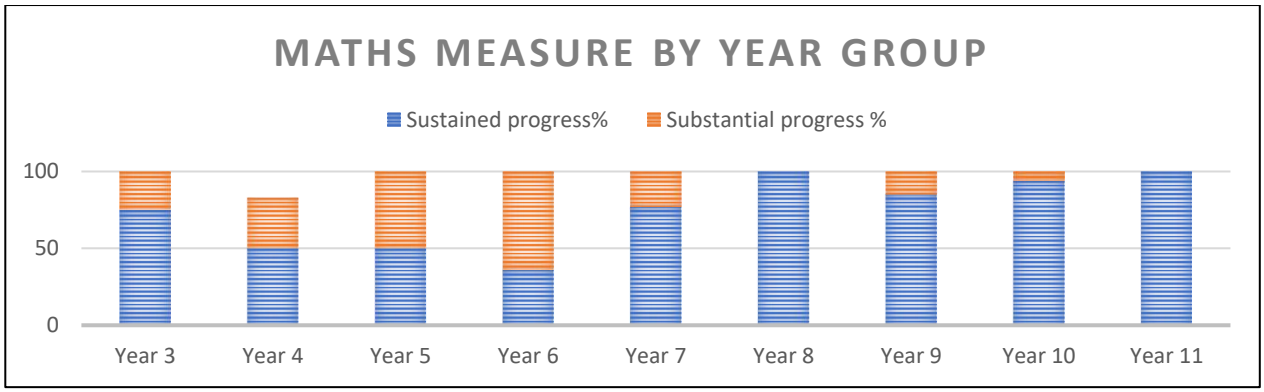
MATHS MEASURE BY YEAR GROUP
Sustained progress%
Substantial progress %
100
50
0
Year 3
Year 4
Year 5
Year 6
Year 7
Year 8
Year 9
Year 10
Year 11

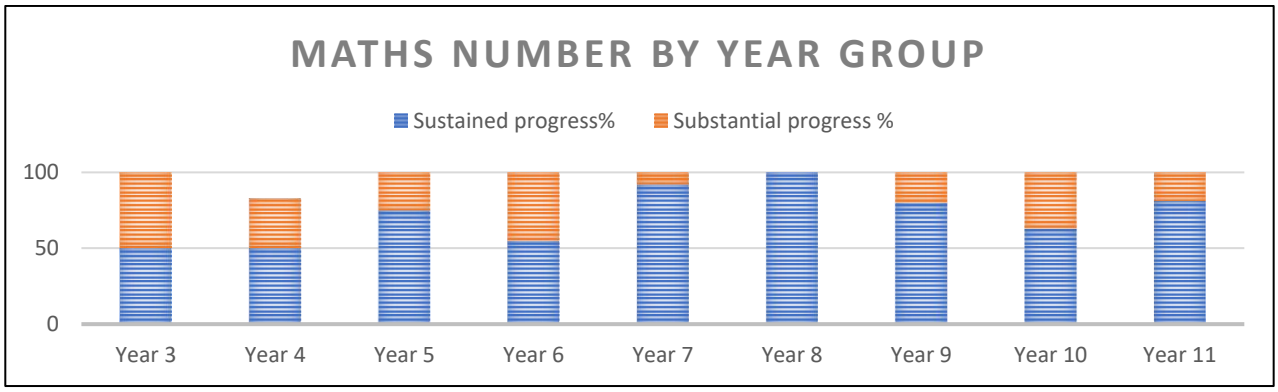
MATHS NUMBER BY YEAR GROUP
Sustained progress%
Substantial progress %
100
50
0
Year 3
Year 4
Year 5
Year 6
Year 7
Year 8
Year 9
Year 10
Year 11

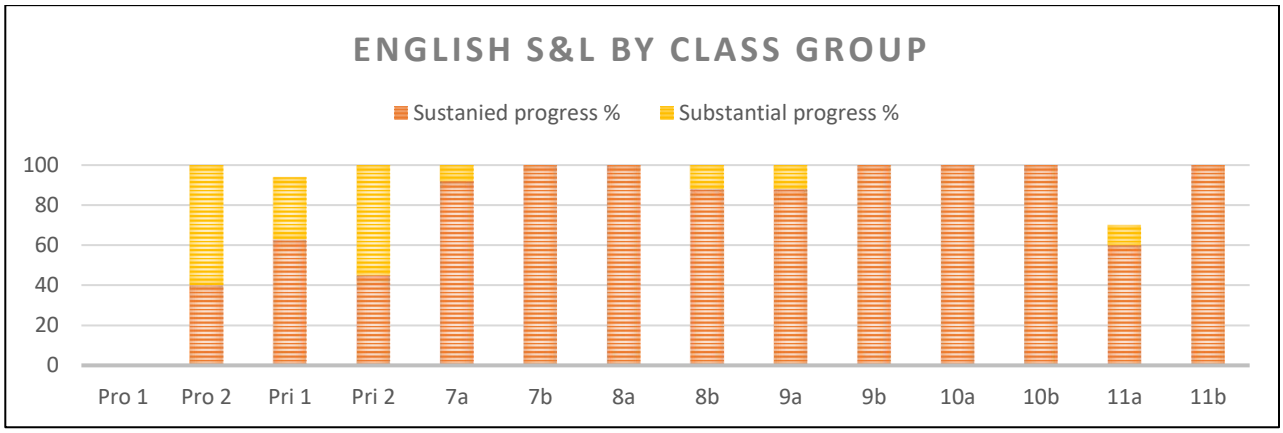
ENGLISH S&L BY CLASS GROUP
Sustanied progress %
Substantial progress %
100
80
60
40
20
0
Pro 1
Pro 2
Pri 1
Pri 2
7a
7b
8a
8b
9a
9b
10a
10b
11a
11b

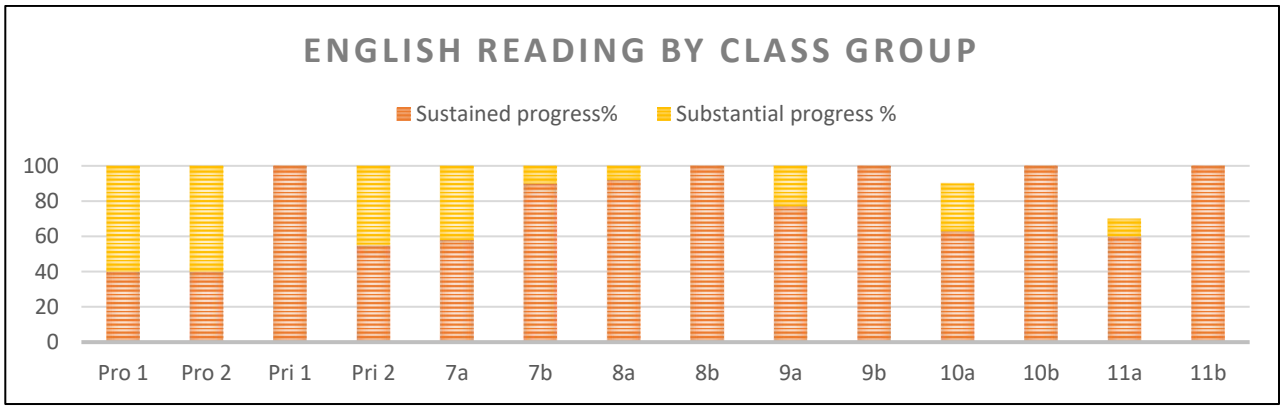
ENGLISH READING BY CLASS GROUP
Sustained progress%
Substantial progress %
100
80
60
40
20
0
Pro 1
Pro 2
Pri 1
Pri 2
7a
7b
8a
8b
9a
9b
10a
10b
11a
11b

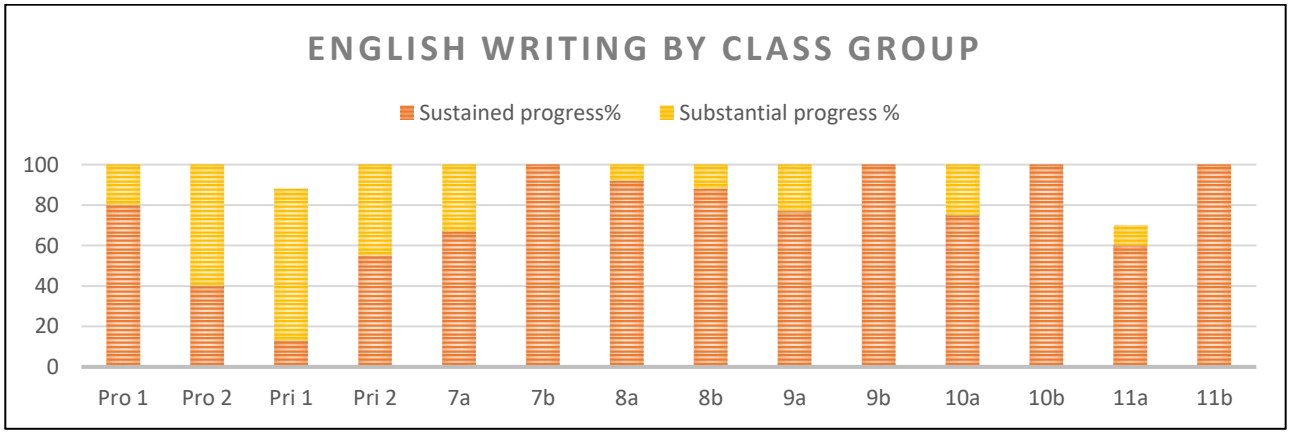
ENGLISH WRITING BY CLASS GROUP
Sustained progress%
Substantial progress %
100
80
60
40
20
0
Pro 1
Pro 2
Pri 1
Pri 2
7a
7b
8a
8b
9a
9b
10a
10b
11a
11b

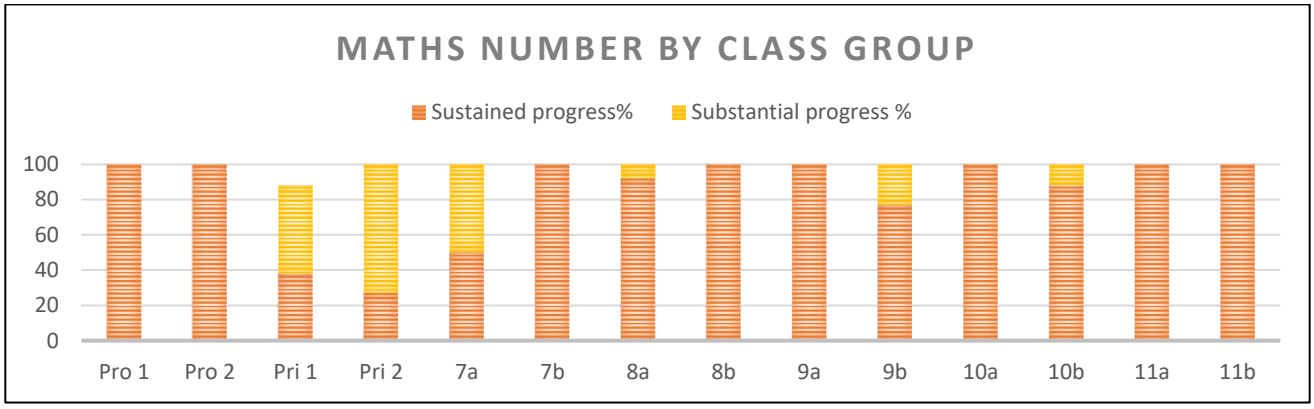
MATHS NUMBER BY CLASS GROUP
Sustained progress%
Substantial progress %
100
80
60
40
20
0
Pro 1
Pro 2
Pri 1
Pri 2
7a
7b
8a
8b
9a
9b
10a
10b
11a
11b

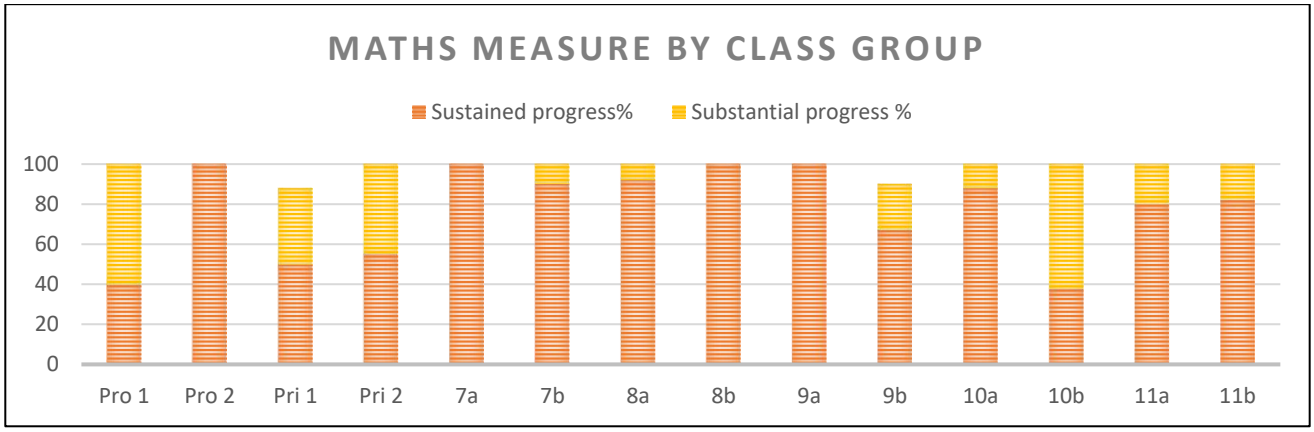
MATHS MEASURE BY CLASS GROUP
Sustained progress%
Substantial progress %
100
80
60
40
20
0
Pro 1
Pro 2
Pri 1
Pri 2
7a
7b
8a
8b
9a
9b
10a
10b
11a
11b

Northcott School

Year 11 Analysis

Number of pupils leaving in July 2020	22
Number of GCSE grades achieved	31
Number of grade 4 and above GCSE grades achieved	13
Number of equivalent GCSE grade achieved (L2)	19
Number of equivalent GCSE grades achieved (L1)	11
% of pupils achieving 5 or more qualifications	100
Number of individuals qualifications achieved	315
Total number of qualifications entered	320
% of qualifications passed	98%
% of pupils achieving English and Maths GCSE	41%
% of pupils achieving English, Maths and Biology GCSE	27%
% of pupils achieving English and Maths GCSE L4 and above	18%
% of pupils achieving English, Maths and Biology GCSE L4 and above	14%

Number of CLA children	3
Number of GCSE grades achieved	22
Number of grade 4 and above GCSE grades achieved	1
Number of equivalent GCSE grade achieved (L2)	8
Number of equivalent GCSE grades achieved (L1)	14
% of pupils achieving 5 or more qualifications	100%
Number of individuals qualifications achieved	39

Total number of qualifications entered	44
% of qualifications passed	89%
% of pupils achieving English and Maths GCSE	67%
% of pupils achieving English, Maths and Biology GCSE	33%
% of pupils achieving English and Maths GCSE L4 and above	33%
% of pupils achieving English, Maths and Biology GCSE L4 and above	33%

We have not analysed by male/female due to the split of the year group, 4 female, and 18 males.

Leavers Destinations 2014-2020

	No. of leavers	Bishop Burton	East Riding	Hull	Ganton	Tweendykes	OOC	Wilberforce	Other	Case	NSI
2014	24	2	10	3	7		2				
2015	22		18		2			1		1	
2016	12	1	4	3	3	1					
2017	14		12		1	1					
2018	21	3	11	5					1		
2019	16	3	6	3		1			1		2
2020	22	3	10	3	0	0	3	1	1	0	1